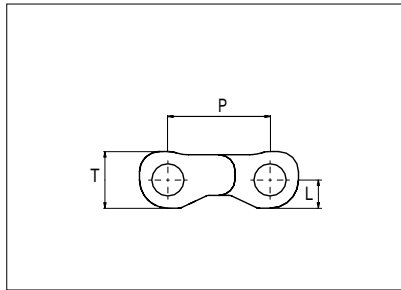





Plastic Modular Belt

Series **uni M-OWL** Type **40% Open**



Straight Running
 Nominal pitch: 12.7 mm (0.50 in)
 Contact area: 8%
 Surface opening: 40%
 Backflex radius: 12.5 mm (0.49 in)
 Pin diameter: 4.0 mm (0.16 in)
 Largest opening: 7.6 x 23 mm
 (0.30 x 0.91 in)

STANDARD

Belt material & color	POM-D B W		mm	in		mm	in
Pin material & color	PP W	P (Nominal)	12.7	0.50	T	7.2	0.28
		L	3.6	0.14	-	-	-

Non standard material and color: See uni Material and Color Overview.

Alternative pin materials: Lockpin: PA6.6 **B**

Belt width		Permissible tensile force (Belt material)		Belt weight (Belt material)		*Min. No. drive sprocket per shaft	Number of wear strips (Min. No.)	
		POM-D		POM-D			**Carry (pcs)	**Return (pcs)
mm	in	N	lbf	kg/m	lb/ft			
203	8.0	914	205	0.9	0.59	2	2	2
254	10.0	1143	257	1.1	0.74	3	2	2
305	12.0	1373	309	1.3	0.89	4	3	2
356	14.0	1602	360	1.5	1.04	4	3	2
407	16.0	1832	412	1.8	1.18	5	3	2
457	18.0	2057	462	2.0	1.33	5	4	2
508	20.0	2286	514	2.2	1.48	5	4	2
559	22.0	2516	565	2.4	1.63	6	4	2
610	24.0	2745	617	2.6	1.78	7	5	3
660	26.0	2970	668	2.9	1.92	7	5	3
711	28.0	3200	719	3.1	2.07	7	5	3
762	30.0	3429	771	3.3	2.22	8	6	3

Additional standard belt widths are available in steps of 50.7 mm (2.00 in).

1980	78.0	8910	2003	8.6	5.76	20	14	7
------	------	------	------	-----	------	----	----	---

Additional standard belt widths are available in steps of 50.7 mm (2.00 in).

2996	118.0	13482	3031	13.0	8.72	30	20	10
------	-------	-------	------	------	------	----	----	----

General belt tolerance is +0/-0.4% at 23°C/73°F and 50% RH. For exact belt width contact Customer Service.

*Max. Load per Drive Sprocket. Belt material: POM-D with snub roller 1000 N (450 lbf) without snub roller 500 N (281 lbf).

**Max. Spacing between wear strips, Carry: 152.0 mm (6.00 in); Return: 304.0 mm (12.00 in).

= Single Link

STRAIGHT RUNNING

PITCH 12.7 MM/0.50 IN



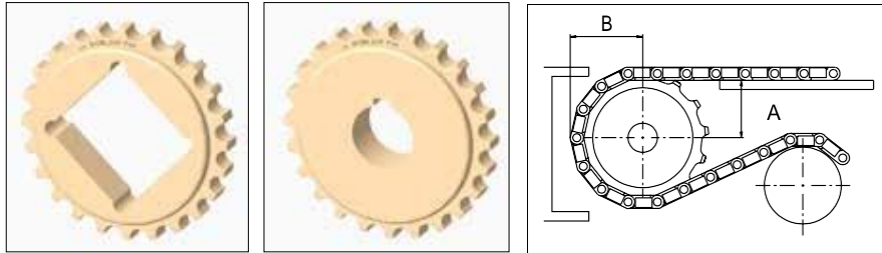
Distribué par :



Sprocket

No. of teeth	Bore size													Overall diameter		Pitch-diameter		Hub-diameter		A-dimension		B-dimension		Single row/Two way	Double row/Two way	Molded PA6 LG	Machined PA6 N
	Pilot bore	in	0.75	0.78	0.98	1.00	1.18	1.25	1.50	1.57	2.36	2.50	3.54														
	mm	19.1	20.0	25.0	25.4	30.0	31.8	38.1	40.0	60.0	63.5	90.0	mm	in	mm	in	mm	in	mm	in							
Z14	x		●	●								61.4	2.42	58.0	2.28	44.9	1.77	24.73	0.97	32.7	1.29	x			x		
Z17	x			●	●							73.6	2.90	70.2	2.76	57.1	2.25	30.98	1.22	38.79	1.53	x			x		
Z19	x				●				●	●		81.8	3.22	78.4	3.09	65.3	2.57	35.13	1.38	42.86	1.69	x			x		
Z24	x							●	●	●		102.2	4.02	98.8	3.89	85.8	3.38	45.47	1.79	53.06	2.09	x			x		
Z36	x							●	●	●		151.4	5.96	148	5.83	134.9	5.31	70.20	2.76	77.61	3.06	x			x		

■ Machined sprocket ● Machined sprocket



Non standard material and color: See uni Material and Color Overview.

Nosebars Min. Dimensions

	mm	in
C	19.0	0.75
D	5.0	0.20
E	39.3	1.55

Other sprocket sizes are available upon request.
 Two-part sprocket are available upon request.
 Round bores are always delivered with keyway.
 Other bore sizes are available upon request.
 uni Retainer Rings: See uni Retainer Ring data sheet.
 Width of tooth = 11.0 mm (0.43 in)
 Width of sprocket = 20.0 mm (0.79 in)

Max load per sprocket shown does not take bore size into account.
 Please also ensure that sufficient size shaft is chosen for corresponding load.

For correct sprocket position: See uni Assembly Instructions for uni M-OWL.
 For more detailed sprocket information, contact Customer Service.

Ammeraal betech - unichains

uni M-OWL M1 40% Open/170522

Ammeraal Beltech Modular A/S

Distribué par :

